

Head-plate Flaws

Position 21 - (Parallel) "Lines Below King" – LG I-III



"Lines Below King"
LG I-III: Position 21



"Lines Below King"
LG I-III: Position 21

Lines Below King: (1) distinct 7mm line extending East from the bottom of his cross; (2) line 0.1mm below (for the 1st 2mm); (3) (faint) line 0.3mm below from 3.5mm to 5mm East; (4) distinct 3mm line 0.9mm below and 4mm East; and on some printings, (5) extending 1.5mm East from a point 1.5mm below and 6mm East.

Position 21 - "Three Dots NE of King" – NG II (5-8)



"Three Dots NE of King"
NG II (5-8): Position 21

Three Dots North-East of King: (1) Dot 12mm North-East of King's ear near 12:00 on the East Value Circle (9.2mm East-North-East of his part) - (NG II (5-8)); and (2) Two North-West aligned dots, spaced 1mm, 12mm North-East (@ 40°) of the King's part (usually North-East of the North-East corner), and a third (NG II (6-8)).

Position 22 - "Dash at Top of 6th Rayon" - All States of ALL Plates



"Dash at Top of 6th Rayon"
All states, all plates: Position 22



"Dash at Top of 6th Rayon"
TE (very short): Position 22




"Dash at Top of 6th Rayon"
NG (a dot): Position 22

Dash at Top of 6th Rayon: Tiny dash on the top (North-West) of the 6th rayon. **HK, TE, & NG:** Very short small worn line (or dot) on the rail of the 6th rayon. Sometimes not visible on late printings.

Head-plate Flaws

Position 22 - "Dot NW of 4th Rayon" – NG I & II (all states)



Dot NW of 4th Rayon:
 Dot 0.8mm North-West of the 4th rayon just above the 4th line over the rayon.

"Dot NW of 4th Rayon"
 NG I & II (all states): Position 22


Position 23 - "NE Mark Over 4th Rayon" – NG II (5-8)



NE Mark Over 4th Rayon: Distinct North-East mark over the 4th horizontal background line over the 4th rayon. (Becomes a dot in State 8.)

"NE Mark Over 4th Rayon"
 NG II (5-8) : Position 23

Position 24 - "King's Forehead Mark" – MG I-II, SG I-III, HK I-III, TE I & II (all), & NG I & II (all)



King's Forehead Mark: Small North-East mark on the 2nd contour line South-West of his part. **HK:** Reduces to a dot on the King's Forehead on the 2nd contour line of his forehead South-West of the front of his part.

"King's Forehead Mark"
 MG I-II: Position 24

"King's Forehead Mark"
 TE I & II (all): Position 24

"King's Forehead Mark"
 NG I & II (all): Position 24

Head-plate Flaws


Position 24 - "Curved Mark E of Queen" – NG I & II (all states)



"Curved Mark E of Queen"
NG I & II (all states): Position 24

Curved Mark East of Queen: Distinct curved vertical mark extending over 4 horizontal background lines 1.8mm East of the Queen at the level of her eye.


Position 25 - "Lines by King's Cheek" – LG I-III & Traces on MG I-II



"Lines by King's Cheek"
LG I-III: Position 25

Lines by King's Cheek: Vertical doubling of the horizontal lines to the west of the King's Cheek. **MG:** 40% or less remains on 4d RSC-A, where the flaw reduces to a few very faint dashes that are visible only if the vignette ink is very dark.

Position 25 - "NE Scratch S & E of King" - TE I (1-3)



"NE Scratch S & E of King"
TE I (1-3): Position 25

North-East Scratch South and East of King: Scratch to the North-East (@ 25 deg.) beginning below the medals on the King's chest, and passing through a point 0.5mm South of his left shoulder, and extending off the East side of the stamp.

Head-plate Flaws

Position 25 - "King's Right Shoulder Dot" – NG I & II (all states)



"King's Right Shoulder Dot"
NG I & II (all states): Position 25

King's Right Shoulder Dot: Large triangular dot at the West side of the King's right shoulder 6.2mm East-SE of the Queen's left earring.

Position 26 - "Scratches on King's Nose"

LG I-III




"Scratches on King's Nose"
LG I-III: Position 26

Scratches on King's Nose: Ends of the horizontal lines across the ridge of the King's nose turn up.
(Removed at **MG I**.)

Position 26 - "SSW Scratch on King's Nose"

HK III Only



"SSW Scratch on King's Nose"
HK III Only: Position 26

SSW Scratch on King's Nose: From the West end of the left eyebrow and SW over the center of his nose extending down onto his right shoulder.

Position 26 - "King's Button Flaw" - All States of ALL Plates



"King's Button Flaw"
MG I-II: Position 26



"King's Button Flaw"
HK I-III: Position 26



"King's Button Flaw"
NG I & II (all states): Position 26

King's Button Flaw: Top Left Button on the King's Admiral's uniform has a large dot at 10:00, this flaw exists on all states of all three plates. This flaw is known in some quarters as the "Looker Flaw" for Bob Looker who discovered it years ago. For everyone else it was something new in 2008.

Head-plate Flaws

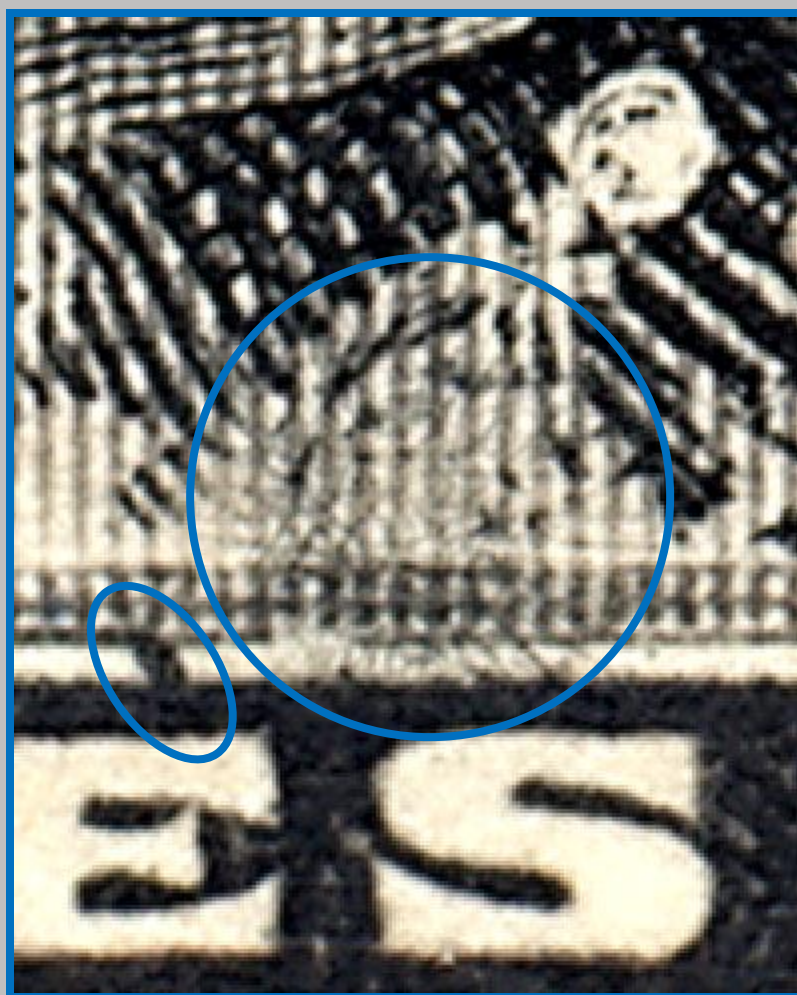
Position 26 - "King's Button Flaw" - All States, "Gouge" – TE I (2A) - II (4-5), "Defaced Aiguillette" – TE I (2B) (2d RSC-I only), & "Voided Aiguillette" – TE I (3) – II (4-5)



"Normal Aiguillette & Button Flaw"
TE I (1-2A): Position 26

"Normal Aiguillette, Gouge, & Button Flaw"
TE I (2A): Position 26

"Voided Aiguillette, Gouge, & Button Flaw"
TE I (3) – II (4-5): Position 26



"Defaced Aiguillette, Gouge, & Button Flaw"
TE I (2B) (2d RSC-I Only): Position 26

Gouge: Thick diagonal NW/SE 0.8mm gouge below and west of the Aiguillette on the right side of the King's uniform.

Voided Aiguillette (Medal): TE I (1): Normal Aiguillette; TE I (2A): Gouge; TE I (2B) (2d RSC-I Only): Defaced Aiguillette / scratches through, and TE I (3) – II (4-5): Voided - details and scratches removed.

Note: The so called "Voided Medal" on Thick Ear Position 26 is actually called an "Aiguillette". The (Gold) Aiguillette was for service to the Monarch. The King's "Medals" are on the left side of his uniform.

Head-plate Flaws


Position 26 - "Mark NE of King's Parting" – NG I & II (all states)



Mark NE of King's Parting: Distinct NE mark 1mm NE of the King's parting between the 1st and 2nd horizontal background lines over his head.

"Mark NE of King's Part"
NG I & II (all states): Position 26

Position 27 - "King's Left Shoulder Constellation" - TE I (3) – II (4-5)



King's Left Shoulder Constellation: Tight constellation of about 7 dots of different sizes just East of the King's left shoulder.

"King's Left Shoulder Constellation"
TE I (3) – II (4-5): Position 27

Position 28 - "Two Marks Over King's Head" – TE I (2-3) – II (4-5)



Two Marks Over King's Head: Two distinct NE marks between the lines 0.3mm over the center of the King's head (and 3.9mm over the left corner of his left eye).

"Two Marks Over King's Head"
TE I (2-3) – II (4-5): Position 28

Head-plate Flaws

Position 28 - "Staple Flaw (Hairpin)" - NG I & II (all states)



Staple Flaw: Staple (Hairpin) flaw under the King's cross.

"Staple Flaw"

NG I & II (all states) : Position 28

Position 29 - "Club Flaw" – NG I (1), NG I (2-4), & NG II (5-8)



"Club Flaw" (State 1)
NG I (1): Position 29



"Club Flaw" (State 2)
NG I (2-4): Position 29



"Club Flaw" (State 3)
NG II (5-8): Position 29

Club Flaw: Distinct club-shaped flaw under the triangular medal near the "S" of RHODESIA: a large dot and a line below. Three states exist: **NG I (1):** (1) base flaw (dot or club head); **NG I (2-4):** (2) large line; and **NG II (5-8):** (3) thin (fine) line.

Position 30 - "Mid-Gash Scratch" – MG I & II, & TE I & II (all states)



"Mid Gash Scratch"
MG I & II: Position 30



"Mid Gash Scratch"
TE I & II (all states): Position 30

Position 30 Mid Gash Scratch: Slightly curved vertical scratch extending S from a point 4.7mm E of the top of the Queen's neck, 0.8mm E of her left shoulder. **TE:** Reduced to a 0.8mm vertical scratch on State 4 printings.