

ENVIRONMENT AFRICA

Issued 17th February, 2004

(Extracted from Philatelic Bureau Bulletin No 1 of 2004)²



\$500: Environment Africa:

Environment Africa was formed in 1990, and has grown to become Zimbabwe's leading environmental organisation. **Vision** - To champion the African Environment. **Mission** - To work together with all sectors of society raising awareness, encouraging action and advocating for a better environment that uplifts the livelihoods of current and future generations.



\$3,000: Sondela:

Sondela is a magical place in Harare Cleveland Catchment area where EAfrica are in the process of building a Resource Centre for all to come and learn about the environment. The area needs urgent protection due to the illegal cutting of trees and sand loss. Wonderful projects, such as the Mukuvisi River Charter and tree protection are all taking place.



\$4,200: Water Africa:

Water Africa is a campaign that raises the awareness and importance of water amongst all stakeholders. Water Africa encourages you to clean up the waterways, help towards the protection of the mountains, wetlands and the forests which all contribute to clean water. Access to clean water is everyone's right.



\$5,400: Tree Africa:

Tree Africa is a campaign that encourages people to work together to plant trees across the region. The trees being focused on are indigenous trees, trees that provide food, and trees with medicinal properties and trees that communities can use to generate income. 'For every child a tree'.

Catalogue listings

SG	ZSC ¹	Value	Description
1124	551	\$500	Environment Africa
1125	552	\$3,000	Sondela
1126	553	\$4,200	Water Africa
1127	554	\$5,400	Tree Africa

Technical details

Stamp size:	Sheet stamps: 30 x 35 mm								
Sheet Size:	50 stamps (5 rows of 10 stamps), two panes per printed sheet								
Artist:	Kerry-Lee Rogers								
Paper:	ZSC paper type J: paper described by Zimpost as “Chancellor Litho PVA Gummed Postage Stamp Paper”. This paper is produced by Tullis Russell Coaters of Glenrothes, Fife, Scotland. Under UV there is no fluorescence either front or back, the stamp appears to be very dark								
Print colours:	Cyan, magenta, yellow & black								
Perforations:	SG 14 x 14½, ZSC 14 x 14¼ Left margin: Perforated through Other margins: Imperforate								
Printer:	NatPrint, Harare, Zimbabwe								
Printer’s Imprint:	Bottom Margin, below Row 5 Columns 5 & 6. Imprint printed in black								
Cylinder numbers:	Bottom margin below R5/1. Colours from left – cyan, magenta, yellow, black								
Colour register:	Type TL 4– round boxed – left margin opposite R5/1. Colours reading down – cyan, magenta, yellow, black								
Sheet Value:	Bottom margin, below R5/10, printed in black								
Sheet Number:	Type SN 7 with printed ‘ZIMPOST’ prefix, right margin opposite R5/10, reading down								
Print numbers:	<table><tr><td>\$500</td><td>2,230,000</td><td>\$3,000</td><td>350,000</td></tr><tr><td>\$4,200</td><td>210,000</td><td>\$5,400</td><td>190,000</td></tr></table>	\$500	2,230,000	\$3,000	350,000	\$4,200	210,000	\$5,400	190,000
\$500	2,230,000	\$3,000	350,000						
\$4,200	210,000	\$5,400	190,000						
Issue date:	17 th February, 2004								

Printing colours








All the stamps issued have the full range of colour indicators – cyan, magenta, yellow and black. However, on close examination of the \$500 no black ink can be found, similarly with the \$4,200 stamp no yellow can be found. It would appear that only in the colour indicators that the “missing” colours can be found in the colour indicators. If this the case, then why do the colour indicators for these stamps have these colours?

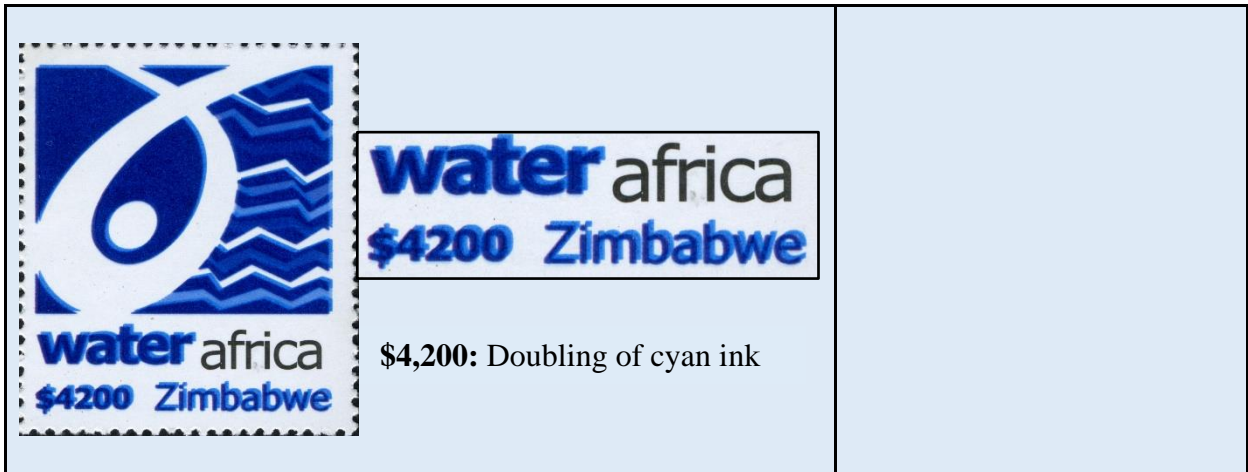
Listed varieties

No listed varieties have been noted.

Unlisted Varieties

There are numerous small dots and specks in the printing of these stamps, particularly in the backgrounds.


 <p>\$500: Yellow-green smudge to baobab. <i>(Courtesy Narendhra Morar)</i></p>	 <p>\$500: cyan circle, probably cause by ink clot <i>(Courtesy Narendhra Morar)</i></p>	 <p>\$500: Various yellow-green smudges in 'Zimbabwe' <i>(Courtesy Narendhra Morar)</i></p>
  <p>\$3,000: Doubling of cyan and magenta, see colour indicators, and shift of yellow <i>(Courtesy Narendhra Morar)</i></p>	  <p>\$4,200: Doubling of cyan and magenta plates, see colour indicators <i>(Courtesy Narendhra Morar)</i></p>	



First Day Cover

The cover numbering comes from the catalogue produced by Geoff Brakspear.

A pictorial first day of issue canceller was produced for this issued and was used by the Philatelic Bureau. Other first day cover cancellers continued to be used at main post offices.




Related Material


Natprint Proof Presentation Cards

Presentation cards produced by Natprint with imperforate proofs of the stamps to be issued. The presentation cards were forwarded to the PTC for approval of the final product.

(Courtesy of Jefferson Ritson)




Front cover




Inside front cover




\$500 stamp



\$3,000 stamp



\$4,200 stamp



\$5,400 stamp

Bibliography:

1. "The Zimbabwean Concise Postage Stamp Catalogue", published by Harare Stamp Company, edited by Ken Allanson, Mike Amos and Geoff Brakspear. The catalogue continues to be updated and expanded by Geoff Brakspear
2. Zimbabwe Post, Philatelic Bureau Bulletin No 1 of 2004