

WOMEN EMPOWERMENT

Issued 14th October, 2003

(Extracted from *Philatelic Bureau Bulletin No 5 of 2003*)²


These stamps are the result of a national competition incorporating both school children and the general public. Prizes were awarded for the best Senior Category stamp design, the best Junior Category stamp design and for two Open Categories.

\$300: No. 1 Junior Category

Design by Tamuka Makuluni. (Male) Age 13 years. School Mkoba 3 Secondary.

The design shows that women can rise up if they are empowered in form of:


1. Education. Represented by the gown and cap.
2. Financial assistance. As shown by the briefcase.
3. Giving them land to farm, is represented by the hoe.
4. Opening up opportunities for leadership. Is shown by the medals.
5. The Chevron pattern shows that women empowered in Zimbabwe can help build the whole world that we live in.



\$2,100: No. 1. Senior Category

Design by Chloe Edwards. Riverdene, Shurugwi.

Design alludes to the very often fellow disadvantaged woman who enables a female relative or friend to become empowered. By picturing the empowered woman in graduation robes, holding a certificate shows that university degrees are an option available in Zimbabwe. The colours are ones that are associated with the Zimbabwean countryside; from the browns of the soil through the oranges of the msasa trees to the yellow ochre of the grassveld.



Open category design: The Artwork for the First Day Cover.

Design by Bindayi Nana (Female) Age 20 years. Paddonhurst, Bulawayo.

The design alludes to how women started off as being looked on as the weaker sex, down trodden and with no right to education. Gradually they were allowed to participate in a few community activities, Now, in today's world they are accepted as being equal to men.



Open category design: The Artwork for the Bulletin Cover.

Design by Chandini Isvarlal (Female) Age 10 years. Centenary Primary School. Bulawayo.

Women empowered through music is the theme for the design. Music is the universal language of our world no matter what language one speaks! All of women's issues can be brought up in music. The design is simple and modern and shows a rural woman and a modern woman, brought together by a guitar, a common passion by both! The pear-shaped guitar also symbolises a woman's figure. The surrounding white lines show movement. The neck of the guitar represents women as being the backbone of our society and lastly the colours are bright vibrant and attractive



Catalogue listings

SG	ZSC ¹	Value	Description
1115	543	\$300	Woman graduate (Tamuka Makuluni)
1116	544	\$2,100	Woman graduate with friend (Chloe Edwards)

Technical details

Stamp size:	All values	28 x 42 mm
Sheet Size:	50 stamps (5 rows of 10 stamps), two panes per printed sheet	
Artist:	As described above	
Paper:	ZSC paper type J: paper described by Zimpost as "Chancellor Litho PVA Gummed Postage Stamp Paper". This paper is produced by Tullis Russell Coaters of Glenrothes, Fife, Scotland. Under UV there is no fluorescence either front or back, the stamp appears to be every dark.	
Print colours:	Cyan, magenta, yellow & black	
Perforations:	SG 14½, ZSC 14¼	
	Left margin:	Perforated through.
	Other margins:	Imperforate


Printer:	NatPrint, Harare, Zimbabwe
Printer's Imprint:	Bottom Margin, below Row 5 Columns 5 & 6. Imprint printed in black
Cylinder numbers:	Bottom margin below R5/1. Colours from left – cyan, magenta, yellow, black
Colour register:	Type TL 4– round boxed – left margin opposite R5/1. Colours reading down – cyan, magenta, yellow, black
Sheet Value:	Bottom margin, below R5/10, printed in black.
Sheet Number:	Type SN 7 with printed 'ZIMPOST' prefix, right margin opposite R5/10, reading down
Print numbers:	\$300 4,000,000 \$2,100 420,000
Issue date:	14 th October, 2003

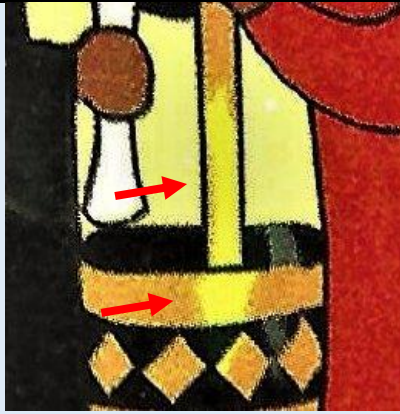
Listed varieties

No listed varieties have been noted.

Unlisted Varieties

There are numerous small dots and specks in the printing of these stamps, particularly in the backgrounds.






\$2,100: magenta printing missing from bottom of pestle and to mortar.
(Courtesy Narendhra Morar)



\$2,100: Yellow spot below of woman on right
(Courtesy Narendhra Morar)



\$2,100: Imperforate proof
(Source eBay January 2022)


First Day Cover

The cover numbering comes from the catalogue produced by Geoff Brakspear.

A pictorial first day of issue canceller was produced for this issued and was used by the Philatelic Bureau. Other first day cover cancellers continued to be used at main post offices.



ZW104.1 (Zimpost)




220 x 110 mm

Related Material


Natprint Proof Presentation Cards

Presentation cards produced by Natprint with imperforate proofs of the stamps to be issued. The presentation cards were forwarded to the PTC for approval of the final product.

(Courtesy of Jefferson Ritson)




Front cover



Inside front cover



\$300 stamp


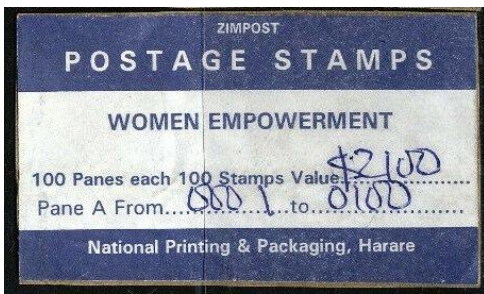
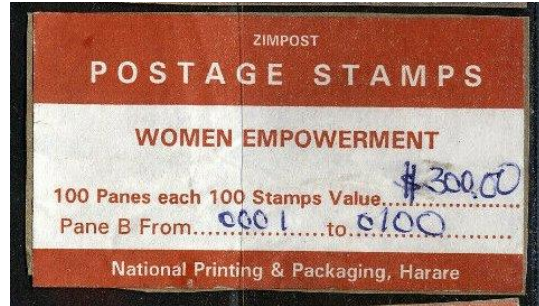
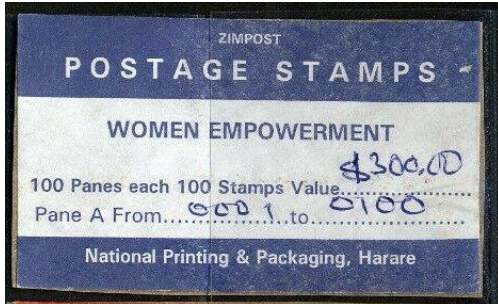


\$2,100 stamp

Delivery labels

Delivery labels from packaging containing 100 sheets of each of the two values, both for the cylinder 1A (blue labels) and 1B (brown labels). All labels showing sheet numbers 0001 to 0100 were contained in that package.

(Source eBay)



Bibliography:

1. "The Zimbabwean Concise Postage Stamp Catalogue", published by Harare Stamp Company, edited by Ken Allanson, Mike Amos and Geoff Brakspear. The catalogue continues to be updated and expanded by Geoff Brakspear
2. Zimbabwe Post, Philatelic Bureau Bulletin No 5 of 2003

Additions/Changes since December 2020	
3-2022	\$2,100 imperforate proof