


ZIMBABWE'S FIRST POSTAGE DUE LABELS

Issued 18th April 1980

Like the definitive stamps issued on the same day, these postage due labels have the same design and colours as the last Rhodesian Postage Due labels. This is the third, and last, time that label's design was used. Unlike the 1970 issue this release was to last for only five years before a new design was released in 1985.

The Labels



Catalogue listings

SG	ZSC ¹	Value	Description
D23	D1	1c	Bright green
D24	D2	2c	Bright ultramarine
	a.		Postmaster dry-gum paper (C)
D25	D3	5c	Purple
	a.		Imperforate pair
D26	D4	6c	Yellow
	a.		Postmaster dry-gum paper (C)
D27	D5	10c	Cerise
	a.		Postmaster dry-gum paper (C)

Technical details

This issue there has no variation to the basic details of the stamps issued, the only real items to study are the paper types, number of reprints and print numbers. These will be dealt with separately under each value.

Stamp size:	30 x 26 mm
Sheet Size:	50 stamps (10 rows of 5 stamps), two panes per printed sheet
Artist:	Rose Martin
Paper:	See below
Print colours:	Single colour as described under catalogue

Perforations:	Comb Perf: SG 14½, RSC 14¼ Top margin: Perforated through Other margins: Imperforate
Printer:	Mardon Printers (Pvt) Ltd., Salisbury, Zimbabwe
Printer's Imprint:	Type PI 12, bottom margin below columns 2 to 4 All values Imprint printed in label's colour
Cylinder numbers:	Cyls. 1A & 1B bottom margin under R10/1
Colour register:	Type TL 4 – round boxed - left margin opposite R10/1, printed in colour of label
Sheet Value:	Bottom margin, below R10/5, all printed in colour of label
Sheet Number:	1980-1981 Type SN 4 with 'PTC' prefix, right margin opposite R10/10 (1c to 7c) or R10/5 (9c to \$2), reading downwards. The width of the 'PTC' prefix comes in two sizes with the original printing width measuring 6.5mm, with later printings at 7.2 mm. ^{2, 3} To be referred to as Types SN 5 and 5a respectively. Only relevant for first reprints prior to the following change. 1983 onwards – in an attempt to assist philatelists, from about November 1983 reprints of the stamps began to get a further prefix, before "PTC" of a "R" followed by a number. This was much later than its introduction on the definitive issue reprints. The number reflected the reprinting number of that value, thus R1 was the 1 st reprint but the 2 nd printing, R2 the 2 nd reprint but the 3 rd printing and so on. Type SN 6
Print numbers:	The number or printing and volumes researched by Cecil Russell from actual orders placed by and delivered to the post office. ³ For the breakdown of the printings, prints numbers etc see table below.
Issue date:	18 th April, 1980 (no postal notice necessary)
Demonetarisaton:	Unnecessary, labels continued to be used by post offices until they had run out

Papers used

Mike Amos in the Zimbabwe Concise Postage Stamp Catalogue (ZSC) stated that two papers were used for this issue, these papers were described as:³

- B. 1981 - 1987. The early paper was superseded by "Harrisons HS6 coated blue-gummed postage stamp paper". HS6 is a fluorescent base paper converted by Harrison & Sons

Ltd, England with a fluorescent clay coating especially for lithographic printing. Fluorescent front and back. PVA gum often with a bluish/greenish tinge.

- C. 1981 - 1985. Some stamp issues were printed on a paper known as "Postmaster", manufactured and converted by Smith & McLaurin Ltd, Scotland. The coating is not as fluorescent as the previous papers and the gum is described as 'particle gummed'. It is a very different adhesive from PVA as it has a matt, non-reflective appearance. It is what is known as 'dry gum'

Paper type C was used in the later printings of three values.

Print Numbers:

The table below shows details of each the printings of the 1980 postage due labels, including dates received, type of number block, the reprint prefix, serial numbers and quantities

Value	Printing	Date	Type of no blk	Printing Prefix	Sheet Serial Nos	Quantity sheets	Paper
1c	Original	18/04/1980	SN 5		001 - 5900	11800	HS6
	Second	10/10/1980#	SN 5a		5901 - 8900	6000	HS6
	Third	5/02/1982	SN 5a		8901 - 14300	10800	HS6
2c	Original	18/04/1980	SN 5		001 - 5900	11800	HS6
	Second	10/10/1980#	SN 5a		5901 - 8900	6000	HS6
	Third	5/02/1982	SN 5a		12301 - 17600	10600	HS6
	Fourth	11/01/1984	SN 6	R3	17601 - 20100	5000	Postmaster
5c	Original	18/04/1980	SN 5		001 - 3800	7600	HS6
	Second	10/10/1980#	SN 5a		3801 - 7300	7000	HS6
	Third	5/02/1982	SN 5a		7301 - 12500	10400	HS6
6c	Original	18/04/1980	SN 5		001 - 3800	7600	HS6
	Second	10/10/1980#	SN 5a		3801 - 6900	6200	HS6
	Third	5/02/1982	SN 5a		6901 - 12200	10600	HS6
	Fourth	11/01/1984	SN 6	R3	12201 - 14600	4800	Postmaster
	Fifth	8/05/1984	SN 6	R4	14601 - 17100	5000	Postmaster
10c	Original	18/04/1980	SN 5		001 -2500	5000	HS6
	Second	10/10/1980#	SN 5a		2501 - 5400	5800	HS6
	Third	5/02/1982	SN 5a		5401 - 10500	10200	HS6
	Fourth	11/01/1984	SN 6	R3	10501 - 15500	10000	Postmaster
Includes sheets surcharged 25c							


- date of the post office's order for these reprints, see below.

Cecil Russell's research noted five order numbers that match the dates above:³

1. Order number 0853G, dated 11.02.1980, first used 18.04.1980 (all values) Mardon job number 65654
2. Order number 0373H, dated 10.10.1980 (all values); Mardon job no. 70070, delivery date unknown
3. Order number 0255J, dated 30.12.1981 (all values); Mardon job no. 74275, delivered 5.02.1982
4. Order number 1186L, dated 28.11.1983 (2c, 6c, 10c only); Mardon job no. 77500, delivered 11.01.1984
5. Order number 2673L, dated 25.04.1984 (6c only); Mardon job no. 78030, delivered 8.05.1984

Catalogued varieties

Imperforate stamps

<p>SG D25a, ZSC D3a.</p> <p>Sheet number PTC 4115 of the 5c postage due label, Cyl 1B, has been recorded. It is unknown how many more sheets have been found imperforate. As printing sheets are perforated before being cut into the 1A & 1B, there must be at least 100 labels imperforate</p> <p>There is also a record of sheet number PTC 4114 in Canada (sheet 1A)</p>	
---	---

Other listed varieties

Published lists of varieties started to appear in the newsletters of the Mashonaland Philatelic Society (MPS) and the Royal Philatelic Society of Bulawayo (newsletter called 'Magnify'). These lists can in some instances provide varieties of the smallest dots and specks.

With the definitive issues, however, the newsletter reports tended only to concentrate of the first printings of the definitive issue. With the 1980 definitive issue, Mike Amos in his "Collectors' Guide" has taken the findings of the philatelic societies and added varieties from the later printings. The printings however we only until June 1981 and thus did not cover the later printings.

The contents of the "Collectors Guide" are attached to the back of this section.

POSTAGE DUE SURCHARGE

Extract from unpublished notes of Cecil Russell

“Many of the lower denominations of the Postage Due set had been used up by early 1989. As the local postage rate for a letter had risen to 15c and a handling fee of 10c was charged, it was difficult to make this up from dwindling stock, the decision was made to overprint 25c on the 10c value.

This 10c label was printed by Mardon in 1983. The complete run was from sheet number R3 PTC 10501 to R3 PTC 15500. National Printing and Packaging (Pvt) Ltd, who trade as "NatPrint", took over Mardon Printers officially from 1 January 1988.

Documentary evidence is displayed showing how 3200 sheets were provided for overprinting, commencing with sheet number R3 PTC 13901. Problems were encountered by the Printers at each stage in the process resulting in the destruction of faulty sheets. These were destroyed by shredding (or so it seems) in the presence of Security Officials.

1533 1A and 1522 1B sheets were successfully overprinted, giving a total of 3055 sheets. These were completed on 21 September 1989 and delivered to the Strong Room, P.T.C. Stores, Harare, on 3 October 1989. They were signed for by Mr. Ignatious Gwamba. He was careful to amend the form returning items as "WASTE".

Cecil's notes then went on to say that 87 sheets were returned as waste and 59 other sheets were shredded

The Label



Catalogue listings

SG	ZSC ¹	Value	Description
D33	D11 a.	25c on 10c	Cerise, overprint on black Broken obliterator bar, R6/3 both 1A & 1B sheets

Technical details

This label was from the

Top margin: Perforated through
Other margins: Imperforate

Printer: The printer of the original label, was Mardon Printers, in January 1988 the company had been taken over and rename National

Printing & Publishing (Pvt) Ltd., Harare, Zimbabwe. It was the later company that would have overprinted the stamps under the typographic process

Printer's Imprint: Mardon Printers (Pvt) Ltd, Type PI 12, bottom margin below columns 2 to 4

Sheet Value: The sheet value was overprinted with a single thick bar and new value of \$12.50 printed in black beneath



Sheet Number: The R3 sheet number of the fourth printing of the 10c label, was overprinted with a thick bar. New sheets number, type 5a, was printed in the right margin opposite Rows 7 & 8

Print numbers: 3555 sheets consisting of 1533 x Cyl 1A and 1522 x Cyl 1B

Issue date: No official release date. A first day of issue cancellation was applied to a cover in Mutare on 2nd January 1990. It was reported that the main post offices in Harare had received a distribution in October, for use on counters in November.⁴

Demonetarisaton: Unnecessary, labels continued to be used by post offices until they had run out

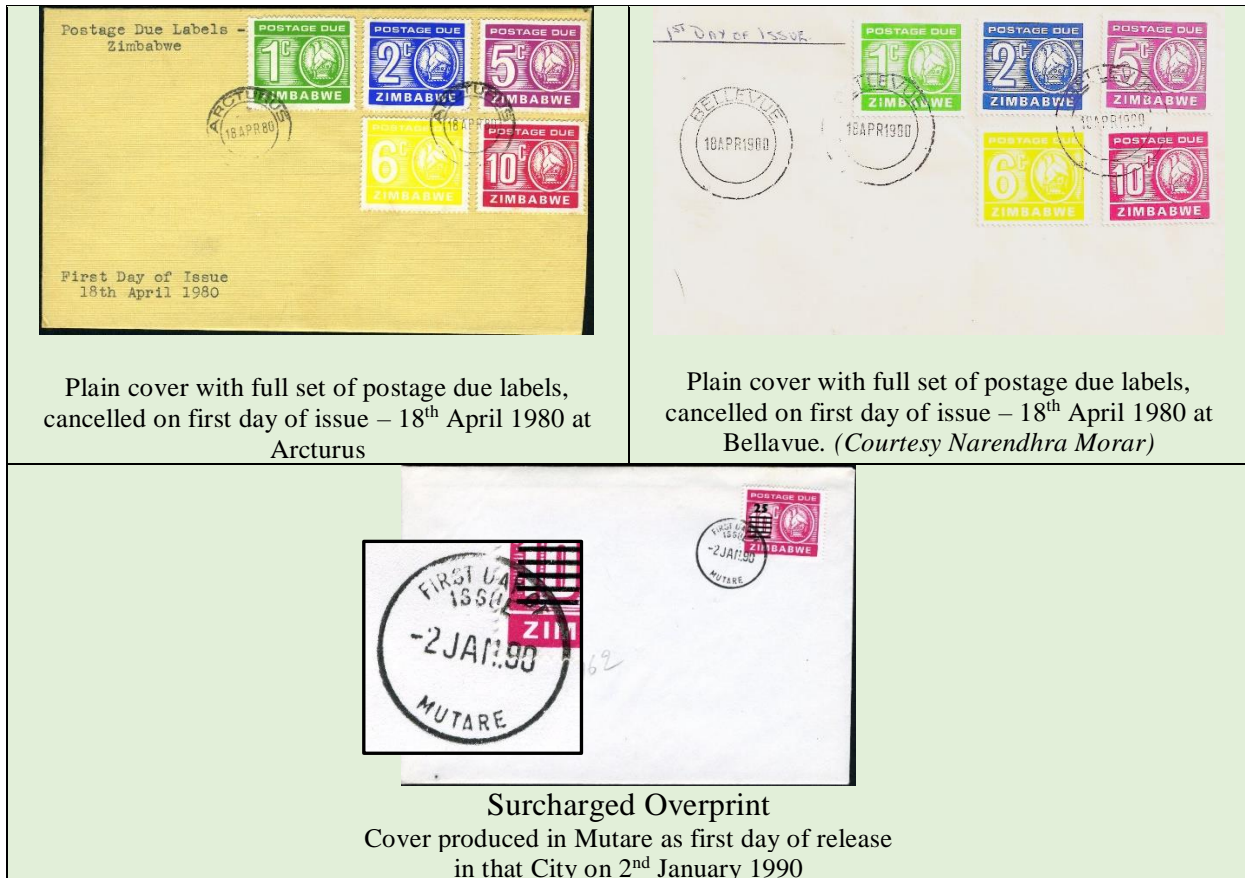
Listed and unlisted varieties

<p>ZSC D11a.</p> <p>2nd obliterator bar breaking up, R6/3.</p>		<p>Ink clot to right of Zimbabwe bird. Variety seen on two overprinted sheets. Suspect only found on the overprinted sheets</p>	
---	---	---	---

First Day Covers

The Post Office did not produce first day covers for postage due labels. The purpose of the labels is for making up deficiencies in the payment of postage on mail. It could be suggested that a true first day of use of the postage due labels should as payment of deficient postage.

Unofficial, non-printed covers are however known



Covers, however, were produced to show the correct use of the postage due labels on the first day of release. These covers are all undoubtedly philatelic, were are purported to have been posted on 17th April using the 1978 Rhodesia definitive 1c stamps.



Two covers postmarked at Raylton post office on relevant days

Cover postmarked at Bromley Post Office. Inset shows stamps used for postage on the front of the cover, the postage due labels were affixed to the back.



Bibliography:

1. "The Zimbabwean Concise Postage Stamp Catalogue", published by Harare Stamp Company, edited by Ken Allanson, Mike Amos and Geoff Brakspear. The catalogue continues to be updated and expanded by Geoff Brakspear
2. "The Collectors' Guide to Postage Stamps of the Republic of Zimbabwe" Part One – 18.4.80 to 30.6.81, by M. J. Amos, published by the Salisbury Stamp Company. (unfortunately, Part Two was never produced)
3. "Zimbabwe 'Postage Due' & 'To Pay' Labels: 1980 – 2000", Cecil Russell, RSC Journal 201, December 2002, pages 143-148.
4. "Zimbabwe Scene – 25 cent postage due", Magnify Feb/March 1990, vol 25 No 6 (No 197)

**“THE COLLECTORS’ GUIDE - to the Postage stamps of the Republic of Zimbabwe.
18.4.80 to 30.6.81” MJ Amos³**

First Printings only

Cyl	Row	Col	
One cent			
Common to all labels			Two dots in oval border; one at 7 o'clock, one at 8 o'clock
			Dot 3 mm left of 8.30 o'clock of oval
			One dot on bird's lower chest; all other values have two
1A	1	3	Dot 1 mm right of 4.30 o'clock of oval
	2	3	Marks in upper-right of 'M'
	2	4	3mm long vertical line in right-lower gutter
	3	2	Dot in bottom gutter below right leg of 'W'
	3	3	Dot in right-centre gutter
	5	1	Disturbance between 'MB'
	6	3	Extra dot in oval border at 6.45 o'clock
	6	4	Dot on left frameline, just below centre
	6	5	Marks in serif of '1' of 1c
	8	1	Dot in right-centre gutter
	8	4	Dot in right gutter, up from centre
	8	5	Dot on lower-left of '1' of 1c
	9	1	Dot in right-centre gutter
	9	2	Dot on left frameline, just down from centre
	10	2	Dot in upper-centre of '1' of 1c
	Imprint		Dot at left foot of 2nd 'R' of Printers
	Number blk		Dot 1 mm below and 1.5 mm right of bottom of 'E' of Value
1B			
	1	1	Spot in bottom gutter below 'M'
	2	3	Line in oval border at 8.30 o'clock
	4	5	Two dots in bottom horizontal of 'Z'
	6	3	Damaged 'A' of Postage
	8	2	<ul style="list-style-type: none"> • Dot in right-lower gutter. • Dot in lower-left of '1' of 1c
	8	4	Dot in upper-centre of '1' of 1c
	9	2	Marks in bottom-right corner gutter
	10	3	Marks in toe-centre of 'W'
	Imprint		Dot on top-left of centre leg of 'M' of Zimbabwe
	Number blk		Dot 3 mm below left side of '\$'. Also dot on M, as imprint
Two Cents			
Common to all labels			Dot on oval border at 5.o'clock
			Two dots left of 9 o'clock of oval; one 2.5 mm and one 3.5 mm

Cyl	Row	Col	
			Dot 3 mm left of 8.30 o'clock of oval
			Dot in top-left and one in upper-left of curve of '2' of 2c
			Dot on top-centre of horizontal of '2' of 2c
			Dot 1 mm left of lower-left of '2' of 2c
			Dot 1 mm below-left of '2' of 2c
1A			Broken lines through stamps various intensities. - 1/4, 2/4, 3/4, 4/4 and 5/4
	1	2	Dot in left-lower gutter
	1	3	Dot left of centre of 'c' of 2c
	1	4	<ul style="list-style-type: none"> • White dot just above top-right of 'A' of Zimbabwe. • Line in top-left of 'E' of Zimbabwe
	2	2	Small vertical marks in upper-left curve of '2'
	4	5	Spot in bottom gutter below BW
	5	1	<ul style="list-style-type: none"> • White dot above right side of 'O' of Postage. • White mark on top-left of 1st 'B'.
	5	2	White dot inside lower part of 'S' of Postage
	5	3	Dot off bottom-right corner frameline
	5	5	Extra dot 4 mm left of 8.30 o'clock of oval
	7	2	Dot in right-bottom gutter
	7	4	Two marks on bird's chest
	10	4	<ul style="list-style-type: none"> • Marks in lower-right of 'A' of Zimbabwe. • Extra dot in upper-left of curve of '2'
		Imprint	Long oblique line above 'd' of Ltd
		Number blk	Dot 3mm below and 13 mm right of 2nd '0' of \$1.00
1B	3	3	Marks in outer curve of 'P' of Postage
	3	5	Cluster of dots in left-centre gutter
	4	3	Broken 1st 'B'
	6	2	Mark on frameline below 'Z'
	8	3	Dot in left-upper gutter
	8	4	Dot in left gutter, just up from centre
	8	5	Dot in bottom gutter below 'BW'
	9	3	Mark 2 mm left of centre of '2'
	9	5	Dash in left-upper gutter
	10	2	Dot in left gutter, just up from centre
		Imprint	Dot on top-left of centre leg of 'M' of Zimbabwe
		Number blk	Dot 1 mm below and between 'UE' of Due.
Five Cents			
Common to all labels			Dot lower-right of outer curve of '5' of 5c
			Dot on bird's left leg
			Dot on bird's wing
			Dot in bottom-right of W

Cyl	Row	Col	
Cyl 1A		1	<ul style="list-style-type: none"> • Dot in top gutter above 'T' of Postage. • Dot in right-lower gutter
	1	2	<ul style="list-style-type: none"> • Dot in top-left gutter. • Oblique dash in right-bottom gutter. • Vertical dash 2 mm left of 8 o'clock of oval. • Dot in bottom-left of 2nd B.
	1	3	Extra dot on bird's chest.
	1	4	Oblique line in left-centre gutter
	1	5	<ul style="list-style-type: none"> • Dot in '5', above 'Z'. • Oblique dash in top-centre of 'W'
	2	5	Oblique line above 'E' of Zimbabwe
	4	5	Dot in top-right of 'A' of Zimbabwe
	5	1	Dot in right-upper gutter
	5	2	Cluster of dots in lower-right of '5'
	5	3	Mark lower-left of 'c' of 5c
	5	4	Mark above 'c' of 5c
	5	5	Mark above-left of 'c' of 5c
	6	1	Dot in centre-left of 'W'
	6	2	Line in oval border at 8.30 o'clock
	6	4	Dot in top-left of 5
	6	5	Disturbance above 2nd 'B'
	7	1	8 mm long oblique line in left sheet margin
	7	2	Dot below lower line of chevrons
	7	4	Dot in 'I' of Zimbabwe
	7	5	Mark in oblique of '5'
	8	1	<ul style="list-style-type: none"> • Dot in upper-right curve of '5'. • Line in top-centre of 2nd 'B'. • Line from 'E' of Postage through oval border at 11 o'clock.
	8	2	<ul style="list-style-type: none"> • Line through left leg of 'W'. • Two lines through gutter below 'W'
	8	3	<ul style="list-style-type: none"> • Dot in top gutter above left side of 'O' of Postage. • Oblique line through 'AG' of Postage. • Oblique line in bottom right gutter.
	8	4	<ul style="list-style-type: none"> • Hook-like curl in left-upper gutter. • Vertical line through bird's wing. • Line from bottom of '5' through 'Z' and into gutter. • Four lines in bottom gutter below 'BW'
	8	5	Oblique line through top of Z
	9	2	<ul style="list-style-type: none"> • Three lines in top gutter above 'D' of Due, through oval from 11 o'clock to 8 o'clock. • Line through lower right of '5', through top-left of 'M' and into gutter.
	9	3	Vertical lines through bird's neck, chest and wing and oval above left of 2nd 'B'.

Cyl	Row	Col	
	9	4	<ul style="list-style-type: none"> • Two long 'arc' lines in left gutter. • Line in top gutter above-left of 'P'. • Lines through bird's neck, chest and through wing and oval border to 'E' of Zimbabwe. • Lines in top gutter above 'GE D' of Postage Due
	9	5	Dot in oval border at 3 o'clock
	10	1	<ul style="list-style-type: none"> • Dot in oval border at 5 o'clock. • Dash in bottom gutter below left leg of 'M'
	10	2	<ul style="list-style-type: none"> • Line from top gutter above 'O' through stamp to bottom gutter below left leg of 'M'. • Oblique line below 2nd 'B'. • Line in right-upper gutter
	10	3	<ul style="list-style-type: none"> • Dot in top gutter above 'P'. • Line in left-upper gutter
	10	4	<ul style="list-style-type: none"> • Oblique line in top gutter above-left of 'D'. • Dot in left-upper gutter. • Oblique dash in bottom-left gutter. • Line through oval border at 5.30 o'clock.
	10	5	Dot above top-left of 'M'
	Imprint		Long vertical line above top-left of M. of Mardon, & long oblique scratch through 'd' of Ltd
Cyl 1B	1	1	One horizontal and two long vertical lines in top sheet margin
	1	4	Dot in lower-right outer curve of 5
	1	5	<ul style="list-style-type: none"> • Cluster of dots in upper-left curve of '5'. • Dot below 'A' of Postage.
	2	5	Dot in bottom-right of 'Z'
	3	1	Oblique line in left gutter, just up from centre
	3	3	Oblique line through bottom-left oval border, top-right of 2nd 'B' and into bottom gutter,
	3	4	Cluster of dots in oval border at 2.45 o'clock
	3	5	Mark above top-left of 'M'
	4	1	<ul style="list-style-type: none"> • Horizontal line in left-lower gutter. • Dot in vertical of 'c' of 5c.
	4	4	Oblique line in bottom gutter below 'A'
	5	1	<ul style="list-style-type: none"> • Dot in top gutter above 'S'. • Oblique dash in top gutter above 'E' of Postage
	5	3	<ul style="list-style-type: none"> • Dot in top gutter above right-top of 'E' of Postage. • Oblique dash in top gutter above right-top of 'U' of Due
	6	4	<ul style="list-style-type: none"> • Extra dot on bird's wing. • Dot left of lower part of 'c' of 5c. • Dot in top-centre of 'W'.
	6	5	Dot in top-right of 'M'
	7	2	<ul style="list-style-type: none"> • Dot in top-centre of horizontal of '5'. • Dot in top of upper curve of '5'.

Cyl	Row	Col	
	7	5	Spot in top gutter above left side of 'E' of Postage
	8	5	Dot in centre of horizontal of '5'
	9	3	Spot right of outer-lower curve of 5
	9	4	Dot in top-left of horizontal of 5
	9	5	<ul style="list-style-type: none"> • Mark in top-centre of upper curve of '5'. • Vertical line in oval border at 5.30 o'clock. • Two vertical lines in bottom gutter below WE
	10	1	<ul style="list-style-type: none"> • Hook-like mark above left side of 1st 'B'. • Oblique line in right-upper gutter into stamp.
	10	3	<ul style="list-style-type: none"> • Vertical dash in lower-right of '5'. • Vertical line in bottom gutter below 'A'
	10	4	Three vertical lines through bird's wing
	10	5	<ul style="list-style-type: none"> • Vertical lines on upper-left side of '5'. • Dot in bottom-right gutter.
	Imprint		Dot on top-left of centre leg of M of Zimbabwe
Six Cents (For obvious reasons no great examination of this value sheets was undertaken)			
Cyl 1A	Imprint		Spot 3 m in below left leg of 'N' of Printers
Cyl 1B	5	4	Spot in left-upper gutter
	Imprint		Oblique line 4mm above 'WE' of Zimbabwe
Ten Cents			
Common to all stamps			Dot 1 mm above '1' of 10c
			Two dots between lower and upper panel-break; left side of label
			Dot on top frameline above right side of 'D' of Due
Cyl 1A	1	3	Dot left of top-left of 'c' of 10c
	1	4	<ul style="list-style-type: none"> • Dot in upper vertical of 2nd 'B'. • Dot in bottom gutter below left leg of 'A'.
	2	2	Dot in left-bottom of '0' of 10c
	2	4	Dot in top-left of 'W'
	2	5	Spot below 1st 'B'
	4	1	Dot in left-centre of '0' of 10c
	4	2	Horizontal line in centre of right leg of 'M'
	4	3	<ul style="list-style-type: none"> • Dot in bottom gutter below 'AB'. • Dot in bottom gutter below-left of 'E'.
	4	4	Curl above 'Z', in panel-break
	4	5	Spot in left-upper gutter
	5	1	Dot in oval border at 4.30 o'clock
	5	2	Dot in oval border at 5.30 o'clock
	5	5	<ul style="list-style-type: none"> • Dot in top-right of '0' of 10c • Dot in top-right of 'M'
	6	2	Dot in bottom of 'O' of Postage

Cyl	Row	Col	
	6	4	Two marks in right-centre of '0' of 10c
	7	3	Dot in top-left gutter
	8	5	Dot in right-lower gutter
	9	2	Mark in bottom-right of 2nd 'B'
	9	4	Dot in top-right of 'W'
	9	5	Curl in oval border at 9 o'clock
	10	1	<ul style="list-style-type: none"> • Mark in oval border at 11 o'clock. • Mark in lower-right of '0' of 10c
	10	5	Dot in bottom gutter below 'E'
	Imprint		<ul style="list-style-type: none"> • Dot 2mm above 'ER' of Printers. • Vertical dash 3mm above and 4.5 mm right of 'E' of Zimbabwe.
	Number blk		Dot 2.5 mm above centre of 'E' of Due
Cyl 1B	1	2	Dot in bottom right of 2nd 'B'
	3	1	Dot in oval border at 5.30 o'clock
	3	2	Dot in left-upper gutter
	4	1	Dot in top-right of 'A' of Zimbabwe
	4	2	Dot in left-upper gutter
	4	3	Spot above 'G' of Postage
	4	4	<ul style="list-style-type: none"> • Dot above '1' of 10c. • Dot above top-left of 'M'.
	4	5	Mark in left-upper part of '0' of 10c
	5	3	Mark in bottom-right of '0' of 10c
	5	4	Dot in top-right of 'S' of Postage
	6	2	Mark on bird's throat
	6	4	Two dots in right of '0' of 10c; one in top and one in centre
	7	1	Dot left of upper-left of 'c' of 10c
	7	4	Dot in lower-left of '0' of 10c
	8	1	Dot in top-right of 'M'
	9	5	Dot in bottom gutter below 'MB'
	Imprint		<ul style="list-style-type: none"> • Dot on top-left of centre leg of 'M' of Zimbabwe. • Dot top-right of 'E' of Zimbabwe

25c Surcharged Postage due Label

Information supplied by Narendhra Morar

Row	Col	Printing plate same for both Cyl 1as & 1B sheets
1	2	5th bar- short bar at left
1	3	3rd bar- damaged at bottom right
1	4	4th bar- damaged at top
2	5	Smudged '5' & 4th bar damaged at bottom
3	4	4th bar- damaged at top left
4	1	Short 5th bar at right
4	2	3rd bar damaged at top left
4	3	1st bar broken in centre
5	5	Damaged '5' & nicks in 2nd & 3rd bars
6	1	5th bar- damaged at top left
6	3	2nd bar- faded/broken
6	4	3rd bar- short
6	5	5th bar- shift leftwards
7	3	2nd & 3rd bars- shift rightwards
7	4	Damaged 5 & 5th bar damaged
7	5	Damaged '5'
8	3	3rd bar damaged
8	4	1st bar damaged & 3rd bar short
8	5	Damaged '5'
9	3	Damaged '5'
9	5	Damaged '5' & 5th bar shift leftwards
10	2	1st bar damaged & short 5th bar
10	5	5th bar shift leftwards